

**ANNUAL REPORT ON ASYLUM AND  
MIGRATION STATISTICS FOR LATVIA  
(REFERENCE YEAR: 2006)**

produced by  
Latvian Contact Point of  
the European Migration Network

**October, 2008**

Latvian contact point of the European Migration Network  
is responsible for the development of this report

The Office of Citizenship and Migration Affairs is  
the Latvian contact point of the European Migration Network

Author of the report:  
Māra Prā, the coordinator of the Latvian contact point  
of the European Migration Network

Reviewers:  
Iveta Muceniece, JHA counsellor (migration, asylum, visa)  
Ilze Briede, Head of the Migration Policy Division  
Ineta Logina, Head of the Supervision Division of the Persons' Status Control Department  
Gunta Lāce, Senior Desk Officer of the Refugee Affairs Department

Contacts:  
Čiekurkalna 1.line 1, B-3  
Riga, Latvia, LV-1026  
Phone: +371 67219515  
Fax: +371 67219431  
E-mail: [coordination@pmlp.gov.lv](mailto:coordination@pmlp.gov.lv)  
Web: [www.pmlp.gov.lv](http://www.pmlp.gov.lv)

## TABLE OF CONTENTS

INTRODUCTION.....	4
ASYLUM.....	6
1) Analysis and interpretation of asylum statistics.....	6
2) Contextual interpretations (legal, political and international factors).....	9
MIGRATION.....	12
1) Analysis and interpretation of migration statistics.....	12
2) Contextual interpretations (legal, political and international factors).....	18
REFUSALS, APPREHENSIONS AND REMOVALS .....	24
1) Analysis and interpretation of statistics .....	24
2) Contextual interpretations (legal, political and international factors).....	30
ANNEX.....	33

## INTRODUCTION

In order to ensure precise, well timed and coherent statistical information in the European Union, on 11 July, 2007 the European Parliament and the Council passed regulation No 862/2007<sup>1</sup> on Community statistics on migration and international protection.

In this regulation there is reference to the activity of the European Migration Network. Namely, for officials to work out a just and effective Community migration politics, a comparative statistical analysis is needed for information of migration and asylum that the above mentioned regulation ensures.

In accordance with Council Decision No 2008/381/EC<sup>2</sup> of 14 May 2008 establishing the European Migration Network, in the area of migration and asylum the objective of the European Migration Network (hereinafter – the Network) is to meet the information needs of Community and of the Member States' authorities and institutions on migration and asylum, by providing up-to-date, objective, reliable and comparable information on migration and asylum, with a view to supporting policymaking in the European Union in these areas.

One of the tasks of the Network in accordance with the above mentioned Council decision is the annual statistical report of trends in the area of asylum, legal and illegal migration.

This statistical report is the fourth report prepared by the Office of Citizenship and Migration Affairs as the Latvia Contact Point of the Network. The reports about the trends in the area of asylum, legal and illegal migration in 2003, 2004 and 2005 in Latvia can be found and downloaded on the web page of the Office of Citizenship and Migration Affairs [www.pmlp.gov.lv](http://www.pmlp.gov.lv).

The intention of this report is to present the statistical trends about the asylum, migration, illegal immigration, residence and expulsion in Latvia. The report embodies the main tasks of analysing the above mentioned trends and thus promoting comparison and interpretation both at the European level and in the international context.

In the first part of the work, the analysis of asylum statistics and its interpretation has been performed including the trends of asylum application submission, as well as a survey of the essential changes in legislation in 2006.

In the second part of the work, the analysis of migration statistics and its interpretation has been performed, and a survey of the essential trends and developments in the area of migration in 2006 has been completed.

The third part of the work consists of statistical analysis of illegal immigration, residence and return of the foreigners, including developments and trends of refused and apprehended foreigners. Removed foreigners and essential changes in 2006 legislation have been surveyed also.

The total volume of the work is 38 pages.

---

<sup>1</sup> Regulation (EC) No 862/2007 of the European Parliament and of the Council of 11 July 2007 on Community statistics on migration and international protection and repealing Council Regulation (EEC) No 311/76 on the compilation of statistics on foreign workers, Official Journal L 199, 31.07.2007, p. 23. – 29.

<sup>2</sup> Council Decision of 14 May 2008 establishing a European Migration Network (2008/381/EC), Official Journal L 131; p.7-12

## 1.1. Methodology

The report about asylum, legal and illegal migration trends in Latvia in 2006 has been prepared on the basis of guidelines provided by the European Commission and adopted by the National Contact points of the Network.

In compliance with the Council Decision of 14 May 2008 establishing the European Migration Network (2008/381/EC), reports from Latvia and the other 26 participating countries of the European Union except Denmark<sup>3</sup> will be prepared. The statistical data for the report was provided by the European Community Statistics office *Eurostat*. The data received from *Eurostat* address:

- migration flows,
- population by main groups of citizenship,
- residence permits,
- first asylum applications and total decisions as well as
- annual total of refused, apprehended and removed foreigners.

Coordinated statistical data was checked, supplemented and coordinated with the Central Statistical Bureau<sup>4</sup>, the Office of Citizenship and Migration Affairs<sup>5</sup> and the State Border Guard<sup>6</sup>, that are the main keepers and suppliers of the statistical data.

The statistical data is found in the annex of this report.

---

<sup>3</sup> In accordance with Articles 1 and 2 of the Protocol on the position of Denmark annexed to the Treaty on European Union and the Treaty establishing the European Community, Denmark is not taking part in the adoption of Council Decision 2008/381/EC establishing European Migration Network and is not bound by it or subject to its application.

<sup>4</sup> The Central Statistical Bureau, [www.csb.gov.lv](http://www.csb.gov.lv)

<sup>5</sup> The Office of Citizenship and Migration Affairs, [www.pmlp.gov.lv](http://www.pmlp.gov.lv)

<sup>6</sup> The State Border Guard, [www.rs.gov.lv](http://www.rs.gov.lv)

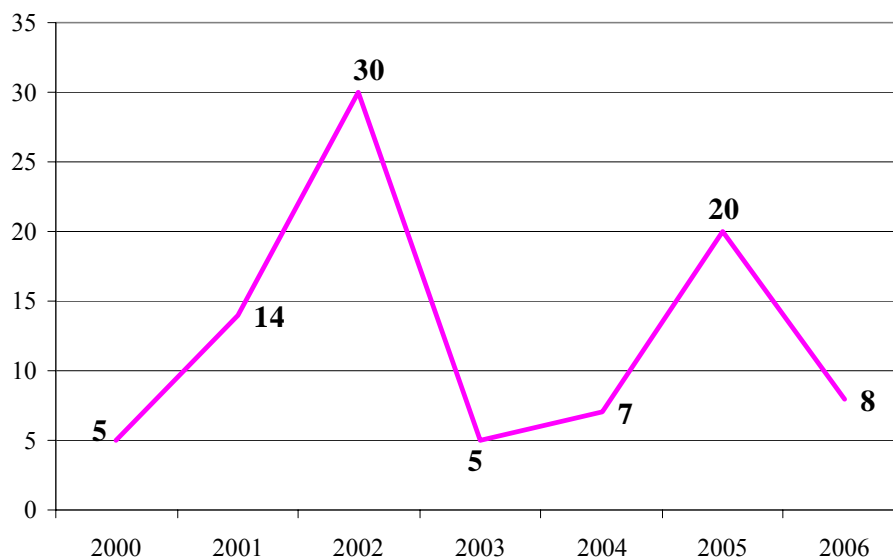
## 2. ASYLUM

As in the previous years, also in 2006, the number of asylum seekers in Latvia, comparing with the world total statistics, is only a small part of the total number of European and world asylum seekers. Therefore, conclusions about specific tendencies of asylum seekers flowing through Latvia or to Latvia in 2006 cannot be performed. There is no secret that the country that an asylum seeker states as his destination mainly is determined by the economic status of the country. Therefore the experts of the Office of Citizenship and Migration Affairs consider that the economic situation in Latvia in 2006 as well as the geographical location of the country, the small allowance and the lack of diaspora (the term *diaspora* refers any population sharing common ethnic identity who were either forced to leave or voluntarily left their settled territory, and became residents in areas often far removed from the former) encourage the asylum seekers to choose other countries.

### 2.1. Analysis and interpretation of asylum statistics

#### 2.1.1. Trends in first-time asylum applications in 2006

**Chart 2.1.1.1**  
**The total number of the first asylum applications, 2000-2006<sup>7</sup>**



Compared with 2005, in 2006 the number of asylum seekers has decreased. Also in 2006 there is a tendency that the persons who apply for an asylum in Latvia come from the Commonwealth of Independent States (availability of the Russian language and a visual likeness to the local population). Namely, in 2006 four citizens from the Russian Federation

<sup>7</sup> The data sources: The Office of Citizenship and Migration Affairs

sought asylum in Latvia and one citizen from Belarus, one from Georgia and Kyrgyzstan, as well as one citizen from Afghanistan. Since 1998, when a procedure of asylum granting has been started, a Kyrgyzstan citizen's request to receive asylum in Latvia was registered for the first time.

The asylum seekers in working age in 2006 in Latvia are summarised in the table 2.1.1.1, as well as two minors who came with one of the parents. In 2006 in Latvia **no** minors came without being accompanied.

**Table 2.1.1.1**  
**New asylum application by**  
**age group and sex, 2006<sup>8</sup>**

<b>Age groups</b>	<b>Men</b>	<b>Women</b>	<b>Together</b>
<b>Sum total</b>	<b>7</b>	<b>1</b>	<b>8</b>
0-17	2	0	2
18-35	5	1	6
36-59	0	0	0
60+	0	0	0

The experts of the Office of Citizenship and Migration Affairs believe that asylum seekers now arriving in Latvia are a result of an accidental break on the way to another country. Experts expect that in the nearest future the number of the asylum seekers might increase.

The trends of the first asylum application submission in 2006 are not connected with the changes in legislation and/or administration.

### **2.1.2. Number of first and final positive decisions in 2006**

Table 2.1.2.1 gives an overview of the total number of the decisions issued in 2006. Namely, in 2006 23 decisions have been issued, eight (8) of these decisions have been issued by the Office of Citizenship and Migration Affairs that is the first instance in consideration of the asylum applications, and 15 decisions have been issued by the Administrative Regional Court (the first appeal).

In 2006 one Russian citizen and one Belarus citizen have been granted refugee status, but seven persons from Somalia and one Russian citizen have been granted an alternative status.

---

<sup>8</sup> The data source: The Office of Citizenship and Migration Affairs

The growing number of decisions issued in 2006 in comparison to 2005 can be explained by the fact that in 2006 decisions about the international protection started already in the previous years were taken.

**Table 2.1.2.1**  
**The total number of decisions, 2006<sup>9</sup>**

	<b>Total</b>	<b>First instance</b>	<b>First appeal</b>
<b>Total</b>	<b>23</b>	<b>8</b>	<b>15</b>
Positive decisions	<b>10</b>	3	7
Negative decisions	<b>10</b>	2	8
Other non status decisions	<b>3</b>	3	0

### 2.1.3. Changes in the statuses regularly granted to particular citizenship groups

Since the number of the asylum seekers in Latvia is small, it is not possible to perform a statistical analysis about the changes granting a particular status to defined groups of citizens (view table 2.1.3.1.).

**Table 2.1.3.1**  
**Registration of the asylum seekers 1998-2006<sup>10</sup>**

Asylum seekers' source country	Number of asylum seekers 1998 – 2006	Refugee status granted 1998 – 2006	Alternative status granted 2002 – 2006
<b>Afghanistan</b>	11	<b>1</b>	0
Algeria	2	0	0
Angola	1	0	0
Armenia	9	0	0
Azerbaijan	13	0	0
<b>Belarus</b>	9	<b>1</b>	<b>4</b>
<b>Egypt</b>	4	<b>1</b>	0
Georgia	11	0	0
India	1	0	0
<b>Iraq</b>	13	1	0
Japan	1	0	0
Lithuania	1	0	0
Kazakhstan	1	0	0
Congo	1	0	0
<b>Congo DR</b>	1	<b>1</b>	0
<b>Russia</b>	44	<b>1</b>	<b>7</b>
Morocco	1	0	0
Moldova	1	0	0
Nigeria	2	0	0

<sup>9</sup> The data source: the Office of Citizenship and Migration Affairs

<sup>10</sup> The data source: the Office of Citizenship and Migration Affairs

<b>Pakistan</b>	7	<b>3</b>	0
Romania	1	0	0
<b>Sudan</b>	1	<b>1</b>	0
Slovakia	9	0	0
<b>Somalia</b>	7	0	<b>7</b>
Tadzhikistan	3	0	0
Ukraine	4	0	0
Uzbekistan	1	0	0
Vietnam	8	0	0
Kyrgyzstan	1	0	0
<b>Total</b>	<b>169</b>	<b>10</b>	<b>18</b>

## 2.2. Contextual interpretations (legal, political and international factors)

### 2.2.1. Most significant changes in legislation in 2006

On 7 June, 2006 in Saeima the amendments in the Asylum Law<sup>11</sup> were passed that entered into force on 10 July, 2006. The law amendments were developed so that provisions of the Asylum Law of the Appeal Council of Refugee Matters will be entrusted to the Administrative Regional Court, thus observing all international requirements and ensuring a more efficient use of state funds by not maintaining a separate institution.

In the State Secretary meeting on 14 September, 2006 a draft “On Asylum in the Republic of Latvia” was announced by the Ministry of Interior that has been designed to ensure the establishment of two the European Union directives - Council directive 2004/83/EC<sup>12</sup> and Council directive 2005/85/EC<sup>13</sup>.

A draft law has been prepared on the basis of the 2006 Asylum Law in force, and it determines in a more detailed way the criterion for granting the asylum, as well as the order of revision of asylum applications. In addition, the terms have been clarified in order to grant temporary protection to those groups of people that are forced to leave their countries of origin as a result of armed conflicts or due to threats to human rights and about which Latvia might accept responsibility if the Council of the European Union passes the corresponding resolution in the future.

<sup>11</sup> Law „Amendments in the Asylum Law”, Latvia Herald No.98, 27.06.2006.

<sup>12</sup> Council Directive 2004/83/EC of 29 April 2004 on minimum standards for the qualification and status of third country nationals or stateless persons as refugees or as persons who otherwise need international protection and the content of the protection granted, Official Journal L 304, 30.09.2004., p.12. – 23.

<sup>13</sup> Council Directive 2005/85/EC of 1 December 2005 on minimum standards on procedures in Member States for granting and withdrawing refugee status, Official Journal L 326, 13.12.2005., p.13.–34.

On 5 October, 2006 in the State Secretary meeting the amendments were announced to the regulations of the Cabinet of Ministers of January 20, 2003 No.29 “Procedure of expulsion of the person from the Republic of Latvia, when the decision is made on this person to refuse to grant the status the refugee, as well as the alternative status”<sup>14</sup>. The amendments have been prepared so that the terms will be coordinated in terminology with the passed amendments in the Asylum Law of June 7, 2006 with which a new order has been established about granting either refugee or alternative status, or judicial review of a refusal to grant it. The amendments to the rules were passed in the meeting of the Cabinet of Ministers on 20 February, 2007 and became effective on February 24, 2007.

### **2.2.2. Procedural changes in 2006**

In order to comply with the requirements of the European Union and other international organizations, on 7 March, 2002 the Latvian Saeima adopted the Asylum Law. According to the article 5 of this Law, the Refugee Appeal Council was established. The task of this Council was to examine the decisions of the Refugee Affairs Department of the Office of Citizenship and Migration Affairs with regard to granting or refusals to grant the refugee or alternative status.

Evaluating the usefulness of the existence of the Refugee Appeal Council from different aspects, it was concluded that the forecasted increase in the number of asylum seekers with Latvia joining the European Union, has not occurred. Also in the later years the insignificant number of complaints reviewed about the decisions of the Refugee Affairs Department of the Office of Citizenship and Migration Affairs responsible for granting refugee status, made it possible to conclude that a separate institution is not needed to perform those functions.

Therefore with the amendments to the Asylum law on 7 June, 2006 the functions established in the Appeal Council of Refugee Asylum law are entrusted to the Administrative Regional Court, extending functions of the Court.

---

<sup>14</sup> The Regulations of the Cabinet of Ministers of January 20, 2003 No 29 “Procedure of expulsion of the person from the Republic of Latvia, when the decision is made on this person to refuse to grant the status the refugee, as well as the alternative status”, Latvia Herald No.14, 28.01.2003.

### **2.2.3. European/international factors explaining certain changes regarding asylum trends in 2006**

In 2006 remarkable changes that could be connected with European and/or international factors in the area of asylum have not been noticed.

In 2006 a concentrated effort was made to transpose European directive standards into the Latvian legislation and effectively apply European regulations and decisions.

Moreover, in 2006 the State Border Guard implemented the project of the European Refugee Fund “Improvement of the Admission Conditions in the State Border Guard in Case of a Massive Inflow of Asylum Seekers”. The aim of the project was to improve the Latvian asylum system in accordance with the European Union legislation and the experience of the member states of the European Union. This effort was to provide officials with resources and procedures to admit and lodge a massive inflow of asylum seekers.

### 3. MIGRATION

The question of migration in Latvia in 2006 has become topical in the context of employment after joining the European Union when a great part of the population of Latvia have gone to work to other member states of the European Union. That, together with the negative demographic trends has caused a labour shortage in the labour market of Latvia and in the future can hinder the development of the national economy. Wherewith in the political and social discourse, on the one hand, discussions have become stronger both about the necessary actions to regulate the immigration of the labour promoting people of working age to stay in Latvia, and to work out a mechanism and present conditions that could enable re-immigration of the labour. On the other hand, paying greater attention to the questions of labour attraction from third world countries must be addressed.

#### 3.1. Analysis and interpretation of migration statistics

##### 3.1.1. Migration flows<sup>15</sup>

The number of the inhabitants of Latvia in 2006 still continued to decrease. The speed of the decrease of the number of the inhabitants in 2006 was larger than in the previous year: 0.58% in comparison with 0.51% in 2005.

In 2006 in Latvia as the result of a long-term migration the number of the population decreased **2451** people, the largest index since 2002.

In 2006, 2801 people took up residence in Latvia from other countries and 5252 people took up permanent residence in other countries (view table 3.1.1.1).

**Table 3.1.1.1**  
**Migration flows 2000-2006<sup>16</sup>**

	2000	2001	2002	2003	2004	2005	2006
Legally resident population (1 <sup>st</sup> January)	2381715	2364254	2345768	2331480	2319203	2306434	2294590
Registered immigration	1627	1443	1428	1364	1665	1886	2801
Registered emigration	7131	6602	3262	2210	2744	2450	5252
Net migration	-5504	-5159	-1834	-846	-1079	-564	-2451

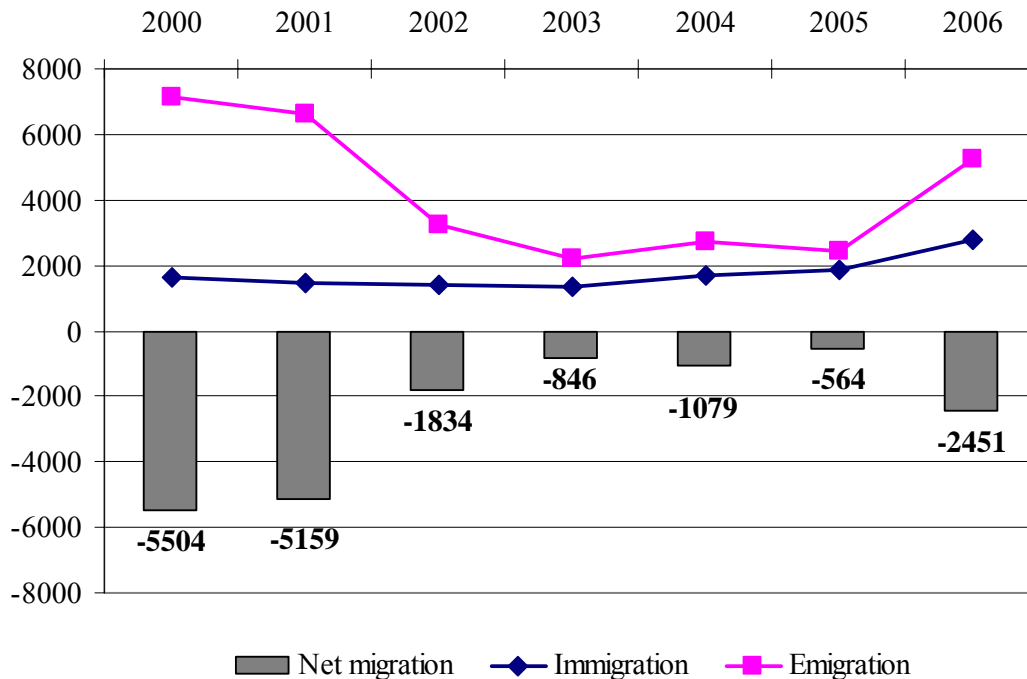
<sup>15</sup> On the population long-term migration in Latvia in 2006; view in the internet 23.09.2008.

[http://www.csb.gov.lv/csp/events/csp/events/?mode=arh&period=04.2007&cc\\_cat=471&id=2849#](http://www.csb.gov.lv/csp/events/csp/events/?mode=arh&period=04.2007&cc_cat=471&id=2849#)

<sup>16</sup> Data source: the Central Statistical Bureau

In 2006 negative net migration was 2.2 times more than in 2004 and 4.3 times more than in 2005. That means that the population of Latvia taking up residence in other countries, in 2006 more often than in previous years have informed authorities of declaration of residence place (view chart 3.1.1.1).

**Chart 3.1.1.1**  
**Population long-term migration 2000-2006<sup>17</sup>**



In 2006 in the interstate immigration flow the proportion of the countries of the European Union was 52.9%, but emigration – 38.7% (view table 3.1.1.2).

**Table 3.1.1.2**  
**Immigration and emigration by country, 2006<sup>18</sup>**

Country	Immigration		Emigration		Net migration
	Number of people	%	Number of people	%	
<b>All countries</b>	<b>2801</b>	<b>100</b>	<b>5252</b>	<b>100</b>	<b>- 2451</b>
<b>including:</b>					
<b>Russia</b>	753	26.9	1652	31.5	-899
<b>Germany</b>	248	8.9	487	9.3	-239
<b>Great Britain</b>	245	8.7	381	7.3	-136
<b>Belarus</b>	86	3.1	417	7.9	-331
<b>Lithuania</b>	297	10.6	193	3.7	104
<b>Ukraine</b>	110	3.9	339	6.5	-229
<b>USA</b>	75	2.7	289	5.5	-214

<sup>17</sup> Data source: the Central Statistical Bureau

<sup>18</sup> Data source: the Central Statistical Bureau

<b>Ireland</b>	122	4.4	189	3.6	-67
<b>Estonia</b>	96	3.4	101	1.9	-5
<b>France</b>	46	1.6	142	2.7	-96
<b>Sweden</b>	67	2.4	94	1.8	-27
<b>Italy</b>	50	1.8	104	2.0	-54
<b>Other</b>	606	21.6	864	16.5	-258

(The countries are arranged by migration turnover: immigration + emigration)

As a result of interstate migration, in 2006 Latvia “**obtained**” 805 young people aged up to 19, but “**lost**” 2207 people of working age and 365 inhabitants of retirement age.

Certainly the above mentioned data cannot be regarded as the data that display a real situation by objective considerations because in table 3.1.1.2 only registered migration has been included. There is no secret that the largest part of the population of Latvia who emigrate to other member states of the European Union (mainly to the United Kingdom and Ireland<sup>19</sup>), do not register their emigration from the country and thus the data about these persons are not listed.

From all the interstate immigrants 17.6% had Latvian citizenship, 37.8% - other EU country citizenship, 28.7% - Russian citizenship. Among emigrants 36.6% had Latvian citizenship, 8.8% - other EU country citizenship, 14.7% - Russian citizenship.

### **3.1.2. Population by citizenship in 2006**

Also in 2006 in Latvia the number of the third country nationals, compared with other countries, was relatively low. In 2006 the third country nationals were 19.65% of the total population. Of all the third country nationals **18.25%** were non-citizens of Latvia and only **1.4%** foreigners<sup>20</sup> (view tables 3.1.2.1 and 3.1.2.2). Besides that, approximately 60% from 1.4% foreigners were people who, living in Latvia, have accepted the citizenship of other countries thus becoming foreigners in their home country.

We are reminded that in accordance with the law „On the Status of those Former U.S.S.R. who do not have the Citizenship of Latvia or that of any other State”<sup>21</sup> **non-citizens**

<sup>19</sup> In accordance with the data of population census in 2006 in Ireland, there live 13 999 persons born in Latvia, but the number of the citizens of the Republic of Latvia was 13 319. The Republic of Latvia, Ministry of Foreign Affairs, relations between Latvia and Ireland, 05.09.2008., view in internet <http://www.am.gov.lv/lv/Arpolitika/divpusejas-attiecibas/Irija/>

<sup>20</sup> In accordance with the Immigration law a foreigner is a person who is not a citizen or non-citizen of Latvia.

<sup>21</sup> Law „On the Status of those Former U.S.S.R. who do not have the Citizenship of Latvia or that of any other State”, Latvia Herald No.63, 25.04.1998.

**of Latvia** are such citizens of the former USSR who permanently reside in the Republic of Latvia and who simultaneously comply with the following conditions:

- 1) on 1 July 1992 they were registered in the territory of Latvia regardless of the status of the living space indicated in the registration of residence, or up to 1 July 1992 their last registered place of residence was in the Republic of Latvia, or it has been determined by a court judgment that they have resided in the territory of Latvia for 10 consecutive years until the referred to date;
- 2) they are not citizens of Latvia; and
- 3) they are not and have not been citizens of another state.

In accordance with the decision of the Latvian Government non-citizens of Latvia are regarded as third country nationals concerning the European Union.

**Table 3.1.2.1**  
**Population by citizenship,**  
**2004-2006 (January 1)<sup>22</sup>**

<b>Year</b>	<b>Population</b>	<b>Total population</b>	<b>% of total population</b>
<b>2004</b>		<b>2 319 203</b>	<b>100</b>
	Citizens of Latvia	1 804 237	77.80
	Other EU-15 citizens	1 284	0.05
	Third country nationals:	513 434	22.14
	of which EU-10 citizens	883	0.04
	Others	248	0.01
<b>2005</b>		<b>2 306 434</b>	<b>100</b>
	Citizens of Latvia	1 819 222	78.88
	EU-24 citizens:	4 797	0.21
	of which EU-10 citizens	1 050	0.05
	Third country nationals	482 124	20.90
	Others	291	0.01
<b>2006</b>		<b>2 294 590</b>	<b>100</b>
	Citizens of Latvia	1 837 832	80.10
	EU-24 citizens:	5 490	0.24
	of which EU-10 citizens	1 233	0.07
	Third country nationals	450 996	19.65
	Others	272	0.01

<sup>22</sup> Data source: the Central Statistical Bureau

**Table 3.1.2.2**  
**The largest groups of third country nationals,**  
**2004-2006 (January 1)<sup>23</sup>**

<b>Third country nationals</b>	<b>2004</b>	<b>2005</b>	<b>2006</b>	<b>% 2004</b>	<b>% 2005</b>	<b>% 2006</b>
Non-citizens of Latvia	481635	452302	418686	20.77	19.61	18.25
Russian Federation	22464	23251	25353	0.97	1.01	1.10
Ukraine	2338	2429	2621	0.10	0.11	0.11
Belarus	1459	1598	1674	0.06	0.07	0.07
USA	476	487	483	0.02	0.02	0.02
Armenia	235	238	256	0.01	0.01	0.01
Israel	205	263	282	0.01	0.01	0.01
Azerbaijan	150	149	147	0.01	0.006	0.006
Moldova	126	126	144	0.005	0.005	0.006
India	122	115	...	0.005	0.005	...
Kazakhstan	107	111	130	0.005	0.004	0.005

... Data is missing or it is doubtful

In 2006 in comparison with previous years the largest proportion of the immigrants are still from the neighbouring countries, namely the Russian Federation, the Ukraine and Belarus. Significant changes in the number of immigrants have not been noticed.

### 3.1.3. Residence permits: annual total of first issuing in 2006

**Table 3.1.3.1**  
**First time issued residence permits in 2006<sup>24</sup>**

		<b>2006</b>
<b>Total</b>		<b>2928</b>
Family reunification		<b>739</b>
	Spouses	455
	Children < 18 year old	30
	Other family members	254
Education		<b>405</b>
	Pupils	...
	Students	405
Employment		<b>1421</b>
	Self-employed persons	287
	Employed persons	1134
Other		<b>363</b>

In statistical reports of years 2004 and 2005 the data was analysed about the residence permits given for certain ways of residence permits. Therefore the data about 2004 and 2005 were not displayed in table 3.1.3.1.

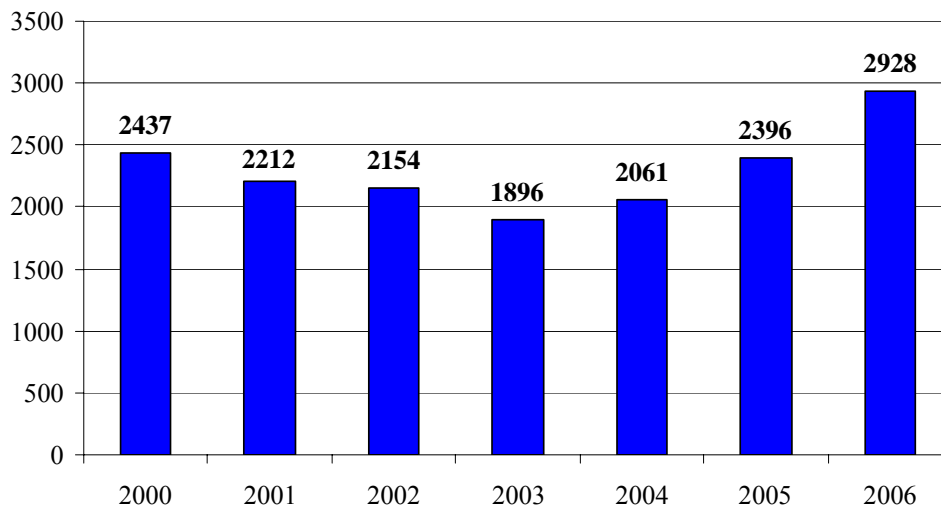
<sup>23</sup> Data source: the Central Statistical Bureau

<sup>24</sup> Data source: the Office of Citizenship and Migration Affairs

In the specification of 2006 report the resolution has been passed to display only **first time** issued residence permits to do a comparison with the other 26 member states of the European Union that are involved in the preparation of the report.

Comparing the first time issued temporary residence permits in 2004, 2005 and 2006, in 2006 the number of first time issued residence permits has increased (view chart 3.1.3.1.).

**Chart 3.1.3.1**  
**The total number of the first time issued temporary residence permits, 2000-2006<sup>25</sup>**



The best explanation is the fast economic development of Latvia in 2006, the membership of Latvia in the European Union as well as the tense situation in the labour market of Latvia made it necessary for business people to employ foreigners.

Evaluating the trends of migration, it is evident that the amount of migration in 2006 is comparatively unchanged. The main groups of immigrants are foreigners who receive a residence permit with the purpose of employment (47%), then follows the foreigners who have received the residence permit because of family reunification (25%) and studying (14%).

<sup>25</sup> Data source: the Office of Citizenship and Migration Affairs

## 3.2. Contextual interpretations (legal, political and international factors)

### 3.2.1. Most significant changes in legislation in 2006

Although matters concerning migration in 2006 were not at the top of the political and social agenda in Latvia, debates about certain aspects of migration have taken place:

- On 31 January, 2006 the programme “The 2006-2009 Development Programme for Common Asylum and Migration Management System”<sup>26</sup> has been passed with an aim to ensure migration policies are adequate for the national interests of Latvia and requirements of united migration policies of the European Union and to establish the directives of strategic development for the institutions involved in the processes of migration control.
- In 2006 an institutional work group was established that consisted of the representatives of the competent institutions with an aim “to evaluate necessity to promote the third country nationals admittance in Latvia with a goal to employ and to develop solutions to increase labour possibilities in situations where a relevant labour lack has been identified, which leaves a significant negative influence on the pace of economical development”. In 2006 the work group compiled “Conception about Migration Policies with a View to Employment” in which the essence and topicality of the problem has been expounded in a detailed way and three possible variants of solution have been offered. On 18 January, 2007 the conception was announced in the meeting of the State secretaries.
- On 30 May, 2006 in the basic statements passed by the Foreign Policy of Latvia for years 2006-2010<sup>27</sup> a necessity to strengthen the struggle against illegal migration was pointed out.
- The principles of collaboration of institutions involved in the control of migration processes have been defined in the integrated strategy of border management of Latvia for years 2003-2007 ratified by the Cabinet of Ministers on 20 May, 2003<sup>28</sup> and in the conception of the development of the State Border Guard for years 2001–2005<sup>29</sup> that was ratified on 31 March, 2001.

---

<sup>26</sup> The Order of the Cabinet of Ministers No 60 of 1 February 2006 “The 2006-2009 Development Programme for Common Asylum and Migration Management system”, Latvia Herald No 21, 03.02.2006.

<sup>27</sup> Statements of the Foreign Policy of Latvia for years 2006 – 2010; view in the internet <http://www.am.gov.lv/lv/Arpolitika/pamatnostadnes/>

<sup>28</sup> Integrated strategy of border management of Latvia for years 2003-2007; view in the internet <http://ppd.mk.gov.lv/ui/DocumentContent.aspx?ID=4080>

<sup>29</sup> Conception of the development of the State Border Guard for years 2001 – 2005; view in the internet <http://ppd.mk.gov.lv/ui/DocumentContent.aspx?ID=1405>

A serious effort was undertaken so that the legal base in the area of migration in Latvia would fulfill the requirements of the European Union legislation:

- On 22 June, 2006 a law “On the status of a Permanent Resident of the European Union in the Republic of Latvia”<sup>30</sup> was passed by Saeima, the law came into force on 21 July, 2006. The law introduced a new status – a permanent resident of the European Union – and it offers privileges to non-citizens of Latvia who have received this status or foreigners concerning their stay in other member states of the European Union.
- On 21 July, 2006 Regulations No.586 “Procedures by which Citizens of the Member States of the European Union, the European Economic Area Countries, the Swiss Confederation and Their Family Members shall Enter and Stay in the Republic of Latvia”<sup>31</sup> passed by the Cabinet of Ministers on 18 July, 2006 came into force. In the regulations of the Cabinet of Ministers the procedure of entry of the members of the member states of the European Union, the states of the European Economy Zone and Switzerland Confederation (hereinafter – Union citizens) and their family members has been defined; terms have been defined that must be observed if Union citizens and their family members desire to stay in the Republic of Latvia more than 90 days; the procedure has been defined in which Union citizens and their family members can obtain rights for permanent residence in the Republic of Latvia; residence restrictions have been defined to Union citizens and their family members; the order of expulsion of Union citizens and their family members have been defined.
- In the meeting of the State Secretaries on 28 September, 2006 the amendments to the Immigration Law processed by the Ministry of the Interior were announced that had been added to improve business environment in Latvia and simplify administrative processes.
- On 27 October, 2006 Regulations No.813 “Residence Permit Regulations”<sup>32</sup> accepted in the meeting of the Cabinet of Ministers on 3 October, 2006 came into force. The regulations determine the procedure of the approval of the invitations; the necessary

---

<sup>30</sup> Law “On the Status of a Permanent Resident of the European Union in the Republic of Latvia”, Latvia Herald No.107, 07.07.2006.

<sup>31</sup> Regulations of the Cabinet of Ministers on 18 July, 2006 No.586 “Procedures by which Citizens of the Member States of the European Union, the European Economic Area Countries, the Swiss Confederation and Their Family Members shall Enter and Stay in the Republic of Latvia”, Latvia Herald No.586, 20.07.2006.

<sup>32</sup> Regulations of the Cabinet of Ministers on 3 October, 2006 No.586 “Residence permit Regulations”, Latvia Herald No.171, 26.10.2006.

documents for claiming the resident permit; the procedure of the issuing, registering and revoking the temporary and permanent resident permits; and the categories of foreign nationals who have the right to apply for a residence permit at the Office of Citizenship and Migration Affairs due to employment or business activities.

- On 12 December, 2006 the Cabinet of Ministers ratified the amendments to Regulations of the Cabinet of Ministers on 4 April, 2006 No.252 “Regulations of the Level of Proficiency in the Official Language and the Procedure of Testing the Level of Language Proficiency for Foreign Nationals Eligible to Apply for a Permanent Residence Permit”<sup>33</sup>. The amendments to the regulations define that in addition to the certificate of the state language skills, the first (lower) level of the skills (B degree of the state language) can be confirmed by the certificate of elementary education or general secondary education that certifies the evaluation of the unitary exam in the Latvian language at least in E level, and educational document that certifies the acquirement of the Latvian language in the corresponding country within basic, secondary or higher educational programme.

### 3.2.2. Existing categories of admission and non-admission in 2006

In correspondence with the Immigration Law a foreigner in Latvia can be issued a temporary or permanent residence permit. In Latvia in 2006 the following reasons for granting residence permit were listed (view table 3.2.2.1):

**Table 3.2.2.1**  
**Reasons for issuing residence permits in 2006**

<b>Kinds of temporary residence permits</b>	<b>Kinds of permanent residence permits</b>
<ul style="list-style-type: none"> <li>✓ A private visit;</li> <li>✓ A spouse of a citizen of Latvia;</li> <li>✓ A spouse of a non-citizen of Latvia;</li> <li>✓ Under-age children of a spouse who is a citizen of Latvia;</li> <li>✓ Under-age children of a spouse who is a non-citizen of Latvia;</li> <li>✓ A spouse of a foreigner;</li> <li>✓ Under-age children of a foreigner ;</li> <li>✓ Student or pupil exchange;</li> <li>✓ Education or scientific work;</li> </ul>	<ul style="list-style-type: none"> <li>✓ Parents and their spouses of a citizen of Latvia;</li> <li>✓ Parents and their spouses of a non-citizen of Latvia;</li> <li>✓ A foreigner who was a citizen of Latvia on 17 June 1940;</li> <li>✓ A foreigner whose one of the parents is a citizen of Latvia;</li> <li>✓ A foreigner who is in custody or guardianship;</li> <li>✓ Foreign national who has custody over a child, a citizen or non-citizen of Latvia;</li> </ul>

<sup>33</sup> Regulations of the Cabinet of Ministers on 12 December, 2006 No.995 “The amendments to the regulations of the Cabinet of Ministers on 4 April, 2006 No.252 “Regulations of the Level of Proficiency in the Official Language and the Procedure of Testing the Level of Language Proficiency for Foreign Nationals Eligible to Apply for a Permanent Residence Permit””, Latvia Herald No.200, 15.12.2006.

<ul style="list-style-type: none"> <li>✓ Scientific work;</li> <li>✓ A trainee;</li>   <li>✓ A contract of employment;</li> <li>✓ A member of a council, board;</li> <li>✓ A representative of foreign country business;</li> <li>✓ An expert, consultant;</li> <li>✓ A head of business;</li> <li>✓ A head of a business branch;</li> <li>✓ Significant capital investments (Ls 600 000)</li> <li>✓ An individual businessman;</li> <li>✓ A self-employed person;</li> <li>✓ A voluntary employee;</li> <li>✓ Participation in realization of an international contract or project;</li> <li>✓ Participation in the project of the country or local authority institutions;</li> <li>✓ A service holder;</li> <li>✓ A service provider;</li>   <li>✓ Religious movement;</li> <li>✓ A person who has joined a monastery;</li>   <li>✓ Medical treatment;</li>   <li>✓ A representative of a social organization;</li>   <li>✓ Sufficient means of subsistence.</li> </ul>	<ul style="list-style-type: none"> <li>✓ A child of a citizen of Latvia – a foreigner;</li> <li>✓ A child of a non-citizen of Latvia – a foreigner;</li> <li>✓ A child of a foreigner – a foreigner;</li> <li>✓ A foreigner who has stayed in Latvia for 5 years;</li> <li>✓ An under-age child of a foreigner who has stayed in Latvia for 5 years;</li>   <li>✓ A person, who has been granted an alternative status;</li>   <li>✓ A decree of the Ministry of the Interior;</li>   <li>✓ Repatriate;</li> <li>✓ A family member of repatriate;</li>   <li>✓ A citizen of another country who permanently lives in Latvia (also children);</li>   <li>✓ A foreigner who has acquired education in the Latvian language.</li> </ul>
--	--

In accordance with Paragraph 34 Part 1 of the Immigration Law, issuance and/or registration of a residence permit is denied if:

- ✓ a foreigner has not submitted all the necessary documents, stated in the Regulations of the Cabinet of Ministers, claiming the residence permit or refuses to provide required information that is connected with receiving the residence permit;
- ✓ a foreigner has submitted false information;
- ✓ a foreigner has no necessary financial means to stay in the Republic of Latvia;
- ✓ a foreigner has submitted the necessary documents with the document that has not been recognized in the Republic of Latvia or the document that is invalid for travelling, or he has no travelling documents;
- ✓ a foreigner has such a health disorder or disease that endangers the safety of the society and the health of its members or there is a point to think that the foreigner might cause threats to the health of the society, except the cases when the foreigner

with the agreement of the Ministry of Health comes to treat corresponding disorder or disease;

- ✓ a foreigner has stayed illegally in the Republic of Latvia or it has been established with judgement that he/she has helped other foreigners enter illegally the Republic of Latvia;
- ✓ a foreigner has been included in the list of those persons whose entry in the Republic of Latvia is forbidden;
- ✓ a foreigner has been found guilty with judgement, in such a crime in the Republic of Latvia or outside it, according to the law of the Republic of Latvia he/she is punished – imprisonment for a time that is no less than three years. This condition is not being applied if the criminal record has been cancelled or taken away in the order stated in the law, but regarding the crimes committed abroad – no less than five years have passed after imprisonment where his/her sentence has been served ;
- ✓ a foreigner has received compensation for leaving the country to go to live permanently in foreign countries irrespective of whether this compensation has been paid by the institutions of the state of the Republic of Latvia or local authorities, or international (foreign countries) funds or institutions;
- ✓ the person who invites has lost rights to stay in the Republic of Latvia;
- ✓ a foreigner has joined the military service of a foreign country or other state service;
- ✓ a foreigner has entered into fictive marriage in order to receive the residence permit for the Republic of Latvia;
- ✓ a foreigner is in custody or guardianship of such a foreigner whose entry in the Republic of Latvia is forbidden;
- ✓ there is point to consider that the adoption is fictive and established so that a foreigner could receive the residence permit for the Republic of Latvia;
- ✓ a foreigner works without work permit or has worked without work permit during the past year;
- ✓ the person who invites cancels invitation in a written form;
- ✓ the person who invites is missing or has lost legal capacity, or has died;
- ✓ competent foreign institutions have provided information that is a cause to forbid a foreigner to enter and stay in the Republic of Latvia;
- ✓ the information submitted by a foreigner does not testify about a stable link with his/her country of origin and there is point to consider that the foreigner causes the risk of illegal immigration;

- ✓ the person who invites is in the institution of pre-trial investigation or in imprisonment.

In 2006 the issue of the residence permits or the refusal of the registration has been established in less than 1% of all the cases. The main reasons for the refusal – all necessary documents for requesting the residence permit have not been submitted or there is a point to consider that a person has entered fictive marriage in order to receive the residence permit for Latvia.

### **3.2.3. European/international factors explaining certain changes/continuity regarding migration in 2006**

In 2006 in the normative acts of Latvia two important directives were transposed: directive 2004/38/EK<sup>34</sup> of the European Parliament and Council (on 29 April, 2004) on the right of citizens of the Union and their family members to move and reside freely within the territory of the Member States and directive 2003/109/EK<sup>35</sup> of the European Council (on 23 November, 2003) concerning the status of third-country nationals who are long-term residents.

The transposition of these directives has not influenced the increase or decrease in foreigner's migration. Since 2006, when law "On the status of a Permanent Resident of the European Union in the Republic of Latvia" came into force, only 69 persons have been granted the permanent resident status.

---

<sup>34</sup> Directive 2004/38/EC of the European Parliament and of the Council of 29 April 2004 on the right of citizens of the Union and their family members to move and reside freely within the territory of the Member States amending Regulation (EEC) No 1612/68 and repealing Directives 64/221/EEC, 68/360/EEC, 72/194/EEC, 73/148/EEC, 75/34/EEC, 75/35/EEC, 90/364/EEC, 90/365/EEC and 93/96/EEC, Official Journal L 158, 30.04.2004., p.77. – 123.

<sup>35</sup> Council Directive 2003/109/EC of 25 November 2003 concerning the status of third-country nationals who are long-term residents, Official Journal L 016, 23.01.2004., p.44. – 53.

## 4. ILLEGAL MIGRATION

In 2006 one of the most important tasks was to ensure Latvia joining the Schengen area. In order to increase the efficiency of the immigration control, necessary legislative amendments were prepared.

In 2006 the total number of the apprehended foreigners illegally presented and removed foreigners **decreased**. This trend has been noticed because the European Union citizens are no longer apprehended and removed. Until joining the European Union, one of the largest groups of the apprehended and removed citizens was Lithuanian citizens. Namely, in 2003 49% from the apprehended and 33% from the removed were Lithuanian citizens but up to 1 May, 2004 17% from the apprehended and 23% from the removed were Lithuanian citizens.

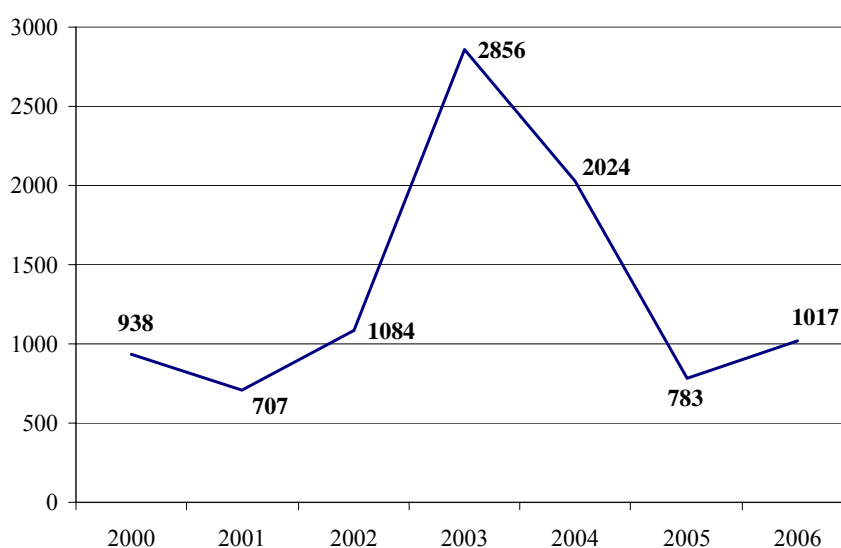
However, in 2006 the total number of the refused entry permits **increased** by 23%. In the largest part of the cases this trend is explainable, with giving false information, requesting entry visas in Latvia. Namely, requesting an entry visa one aim is being stated but in an interview on the border another aim is being revealed for the entry in Latvia.

### 4.1. Analysis and interpretation of statistics

#### 4.1.1. Development/trends pertaining to the number of refusals in 2006

In 2006 on the border the State Border Guard refused 1017 persons the entry permit in Latvia that is **23%** more than in 2005 but **51%** less than in 2004 (view chart 4.1.1.1).

**Chart 4.1.1.1**  
Total number of the  
refused foreigners, 2000-2006<sup>36</sup>



<sup>36</sup> The data source: the State Border Guard

The radical decrease in 2005 is explainable with the free movement of the citizens of the European Union that earlier formed no less than 70% from the total number of the refused entry permits.

23% increase in 2006 is mainly due to giving false information, i.e. receiving an entry visa in Latvia. Namely, by receiving an entry visa one aim is being stated but in an interview on the border something totally different is stated.

In 2006 44% from all the entry refusals were to the citizens of Russia, 14% the citizens of Belarus and 12% the citizens of the Ukraine. The number of the citizens of the rest countries does not exceed threshold of 5%. Comparing with 2005, the main three countries have not changed the citizens of which have received the most of the entry permits in Latvia (view table 4.1.1.1). That is mainly explainable with the geographical location place of Latvia, existence of diasporas and a better economic situation than in the neighbouring countries.

A comparatively large number of the citizens from India are due to giving false information about the stated aim of immigration.

**Table 4.1.1.1**  
**Refused foreigners by main**  
**country of citizenship in 2006<sup>37</sup>**

<b>Citizenship</b>	<b>2005</b>	<b>%</b>	<b>2006</b>	<b>%</b>
<b>Total</b>	<b>783</b>	<b>100</b>	<b>1 017</b>	<b>100</b>
Russia	379	48.40	450	44.25
Belarus	101	12.90	138	13.57
Ukraine	85	10.86	118	11.60
India	38	4.85	41	4.03
Kazakhstan	27	3.45	48	4.72
Kyrgyzstan	19	2.43	31	3.05
Rumania*	17	2.17	22	2.16
Moldova	14	1.79	28	2.75
Bulgaria*	12	1.53	...	...
Turkey	12	1.53	...	...
Armenia	...	...	19	1.87
USA	...	...	18	1.77
Other	79	10.09	104	10.23

\* - the citizens of Rumania and Bulgaria in 2006 with regard to Latvia were citizens of third world countries.

... – data are missing or they are doubtful

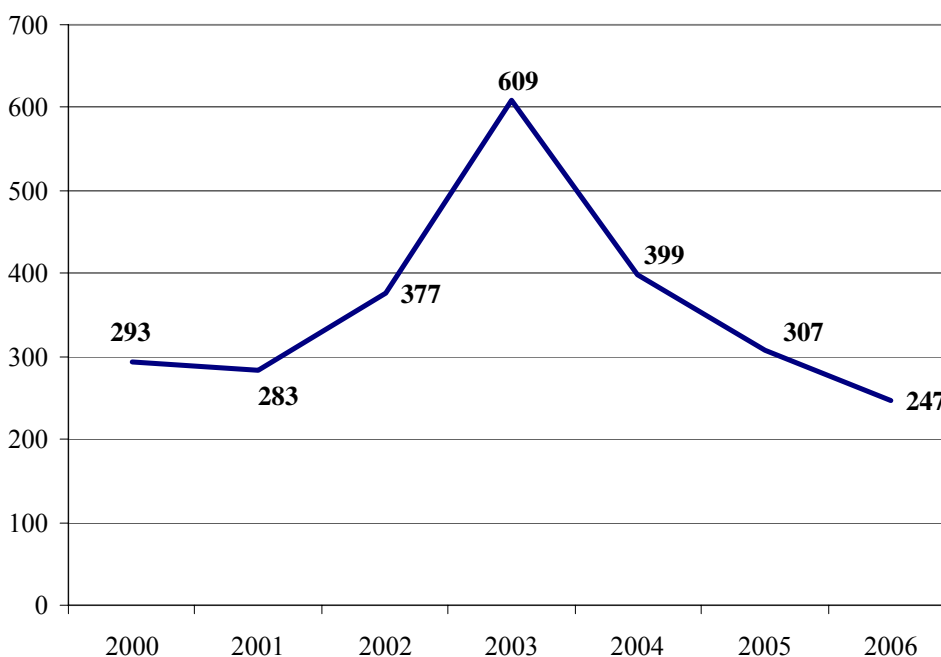
<sup>37</sup> The data source: the State Border Guard

In compliance with the first part of paragraph 18 of the Immigration Law the resolution of the officials of the State Border Guard about the refusal to immigrate in the Republic of Latvia is passed and finalized in compliance with Regulation (EC) No 562/2006<sup>38</sup> of the European Parliament and of the Council of 15 March 2006 establishing a Community Code on the rules governing the movement of persons across borders.

#### 4.1.2. Development/trends pertaining to the number of apprehensions of illegally-resident third country nationals in 2006

In compliance with the information provided by the State Border Guard, in 2006 **247** foreigners were apprehended (view chart 4.1.2.1), that is **20%** less than in the previous year and **38%** less than in 2004. Such a trend is noticed because in the country the citizens of the European Union are no more apprehended who in 2003 made up more than 50% from all the apprehended foreigners inside the country.

**Chart 4.1.2.1**  
**Total number of apprehended foreigners in 2000-2006<sup>39</sup>**



<sup>38</sup> Regulation (EC) No 562/2006 of the European Parliament and of the Council of 15 March 2006 establishing a Community Code on the rules governing the movement of persons across borders (Schengen Borders Code), Official Journal L 105, 13.04.2006., p.1. – 32.

<sup>39</sup> The data source: the State Border Guard

In 2006 the main apprehended groups of foreigners in Latvia were the citizens of Russia – 34%, the citizens of Moldova – 16% and the citizens of the Ukraine – 15% (view table 4.1.2.1).

**Table 4.1.2.1**  
**The apprehended foreigners 2005-2006<sup>40</sup>**

<b>Citizenship</b>	<b>2005</b>	<b>%</b>	<b>2006</b>	<b>%</b>
<b>Total</b>	<b>307</b>	<b>100</b>	<b>247</b>	<b>100</b>
Russia	93	30.29	84	34.01
Ukraine	50	16.29	36	14.58
Stateless person	30	9.77	27	10.93
<b>Moldova</b>	<b>27</b>	<b>8.79</b>	<b>40</b>	<b>16.19</b>
Lithuania	21	6.84	...	...
Estonia	11	3.58	...	...
Belarus	9	2.93	14	5.67
Armenia	8	2.61	4	1.62
Azerbaijan	8	2.61	7	2.83
Somalia	7	2.28	...	...
Israel	...	...	7	2.83
Georgia	...	...	6	2.43
Afghanistan	...	...	3	1.21
Other	43	14.01	19	7.70

... data is missing or it is doubtful

In 2006 the number of the apprehended citizens of Moldova increased by **33%**. The reason for detention in all cases was the expiration of validity of the work and residence permit. Carrying out the analysis of personal files, it must be concluded that the persons had not got acquainted with legislation of the Republic of Latvia about employment in Latvia.

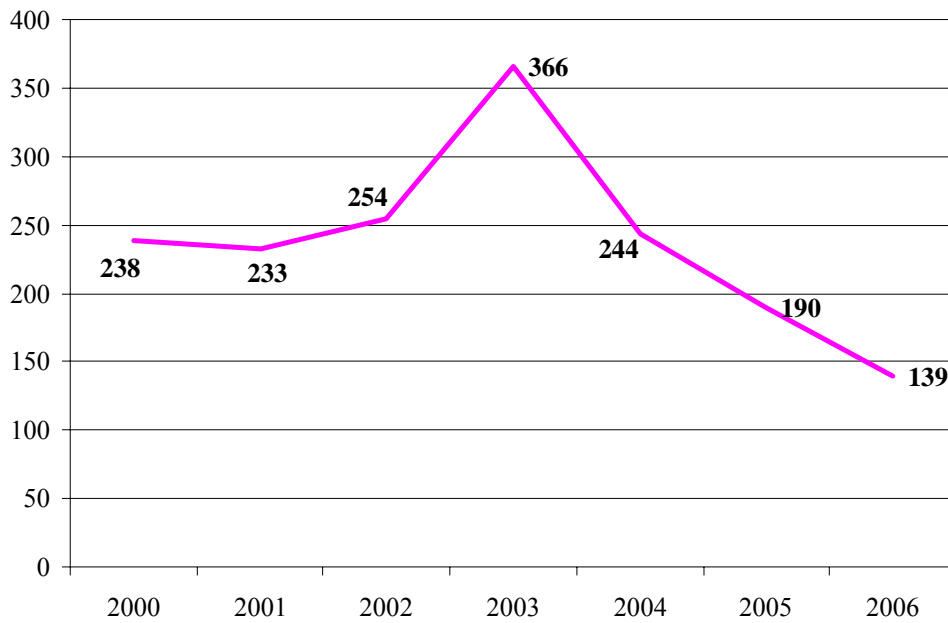
But in general terms the main groups of the apprehended citizens did not change. Foreigners are mainly apprehended because they stayed in Latvia after the date of expiration of their entry visa, as well as stayed and worked without valid residence and work permits.

#### **4.1.3. Development/trends pertaining to the number of removals in 2006**

In compliance with the information provided by the State Border Guard, in 2006 **139** persons were removed that is **27%** less than in 2005 and **43%** less than in 2004 (view chart 4.1.3.1).

<sup>40</sup> The data source: the State Border Guard

**Chart 4.1.3.1**  
**Total number of foreigners removed in 2006**



Such a trend has developed exactly in the same way as with the apprehended foreigners. Namely, the citizens of the European Union are no longer removed. In 2003 the removed foreigners (now the citizens of the European Union) made up 40% from all the removed foreigners.

However, it must be mentioned that in 2006 some of the foreigners who stayed in the country, came voluntarily to the Office of Citizenship and Migration Affairs to inform that they wanted to leave the country voluntary. In 2006, **70** decrees of leaving the country voluntary were issued. Namely, State Border Guard was not involved in a person's forced expulsion from the country.

In 2006 the main groups of the removed foreigners were the citizens of Moldova – 30%, the citizens of Russia – 28% and the citizens of Ukraine – 14% (view table 4.1.3.1).

**Table 4.1.3.1**  
**The removed foreigners in 2005-2006<sup>41</sup>**

<b>Citizenship</b>	<b>2005</b>	<b>%</b>	<b>2006</b>	<b>%</b>
<b>Total</b>	<b>190</b>	<b>100</b>	<b>139</b>	<b>100</b>
Russia	59	31.05	39	28.06
Ukraine	37	19.47	20	14.39
<b>Moldova</b>	<b>20</b>	<b>10.52</b>	<b>42</b>	<b>30.21</b>
Belarus	9	4.74	6	4.32
Iraq	6	3.16	...	...
Armenia	6	3.16	3	2.16
Azerbaijan	5	2.63	5	3.60
Georgia	5	2.63	3	2.16
Uzbekistan	4	2.11	...	...
Israel	4	2.11	...	...
Kazakhstan	...	...	3	2.16
USA	...	...	2	1.44
Pakistan	...	...	1	0.71
Other	35	18.42	15	10.79

... data are missing or they are doubtful

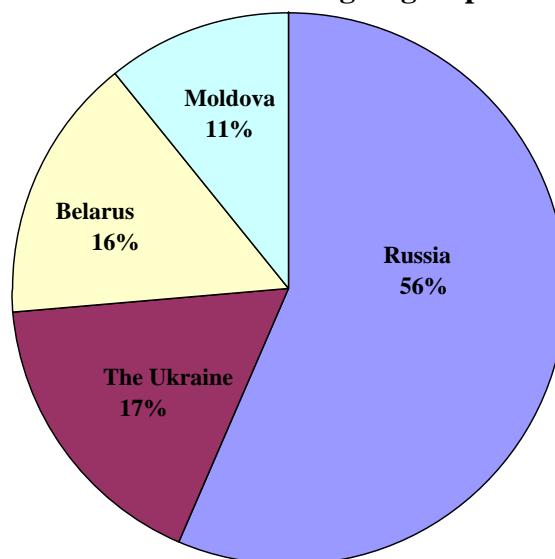
The citizens of Russia form the largest part of the removed foreigners. Carrying out the analysis of personal files it must be concluded that the removed persons are those citizens of Russia who had permanently illegally stayed in Latvia as well as those persons who had crossed the border of the country illegally (not through the border checkpoint).

If the citizens of Moldova are apprehended in Latvia and removed because the validity of their documents has expired, then the citizens of the Ukraine are apprehended and removed because they have stayed and worked without the necessary documents. Namely, employers have employed illegally the third country nationals.

#### **4.1.4. The largest groups of illegal foreigners**

Comparing the foreigners who have been refused the entry in Latvia, the foreigners who have been apprehended inside the country as well as foreigners who have been removed from Latvia, we come to a conclusion that the donor countries of illegal foreigners are Russia, the Ukraine, Belarus and Moldova (view chart 4.1.4.1).

<sup>41</sup> The data source: the State Border Guard

**Chart 4.1.4.1****The largest groups of illegal foreigners in 2006**

In 2006 the largest groups of illegal foreigners are from those countries the citizens of which have no language barrier in Latvia, have countrymen diasporas, a comparatively similar climate, a possibility to work in the enterprises established in Latvia. As a new trend must be mentioned the comparatively large number of the citizens of Moldova, as already mentioned beforehand, that is explainable with employment in Latvia.

## **4.2. Contextual interpretations (legal, political and international factors)**

### **4.2.1. The most significant changes in legislation in 2006**

In 2006, work continued arranging the normative base of Latvia in order to fulfil the requirements of the European Union legislation. The most essential tasks accomplished:

- On 10 June, 2006 Regulations No.459 “Regulations Concerning Sample Form of Decision Regarding Refusal of Entry for an Alien to the Republic of Latvia and Procedures of Completion Thereof”<sup>42</sup> became effective approved by the Cabinet of Ministers on 6 June, 2006. The regulations establish a standard form to be used when a foreign national is declined entry into the Republic of Latvia as well as the procedure for filling out the form. The decision form is designed in accordance with the Council Decision No.2004/574/EC<sup>43</sup> of 29 April 2004 amending the Common Manual. The

<sup>42</sup> The regulations of the Cabinet of Ministers on 6 June, 2006 No. 459 “Regulations concerning Sample Form of Decision regarding Refusal of Entry for an Alien to the Republic of Latvia and Procedures of Completion Thereof”, Latvia Herald No.90, 09.06.2006.

<sup>43</sup> The Council Decision No. 2004/574/EC of 29 April 2004 amending the Common Manual, Official Journal L 261, 06.08.2004., p.36.–39.

decision was ratified to harmonize criteria for declining entry by member states of the European Union and to supplement the Schengen Common Manual with a standard form for declining entry.

- On 13 July, 2006 the amendments to the Border Guard law<sup>44</sup> were announced that enlarged the rights of the employees of the Immigration departments of the State Border Guard to control the terms of the foreigners stay and employment. In compliance with the amendments to the law the border guards rights will be defined more precisely to perform control of the foreigners stay and employment in the premises and buildings that belong to or are used by juridical or physical persons, as well as the rights to invite a person to the State Border Guard in compliance with the materials that are connected with the control of the terms of the foreigners immigration, stay and emigration, and the rights to claim and receive the necessary information for the process of control. The other paragraphs of the amendments provide the rights for a border guard to use cold weapons (special daggers) that are included in the equipment of the border supervision, as well as give a border guard new rights to use special means (batons, handcuffs) during escorting, expulsion and housing the apprehended illegal immigrants, to restrain the apprehended persons if they do not submit with or resist the border guard.
- On 26 October, 2006 in the meeting of the State secretaries the amendments were announced to the regulations of the Cabinet of the Ministers of 29 April, 2003 No.212 “Procedures for the Forcible Expulsion of Aliens, Form of Standard Travel Document and Procedures for Issue Thereof”<sup>45</sup>. Amendments to the regulations establish a shorter time period for issuance of the exit travel document to a foreign national who has been detained, including those who are being deported following serving a sentence in the Republic of Latvia. The amendments to the law<sup>46</sup> passed in the meeting of the Cabinet of Ministers on 20 February, 2007.
- On 10 May, 2006 the regulations became effective passed by the Cabinet of Ministers on 24 April, 2006 No.337 “Regulations regarding Procedures by which the Republic

---

<sup>44</sup> The Amendments to the State Border Guard Law; Latvia Herald No.100, 29.06.2006.

<sup>45</sup> The regulations of the Cabinet of Ministers on 20 February, 2007 No.212 “Procedures for the Forcible Expulsion of Aliens, Form of Standard Travel Document and Procedures for Issue Thereof”, Latvia Herald No.65, 30.04.2003.

<sup>46</sup> The regulations of the Cabinet of Ministers on 20 February, 2003 No.141 „The amendments to the regulations of the Cabinet of Ministers on 29 April, 2003 No.212 “Procedures for the Forcible Expulsion of Aliens, Form of Standard Travel Document and Procedures for Issue Thereof””, Latvia Herald No.39, 07.03.2007.

of Latvia Receives and Renders Assistance to Member States of the European Union and the Schengen Treaty Countries and Cases of Forced Return by Air, Amount of Assistance Thereof and Procedures for Organization of Joint Flights among Member States of the European Union and the Schengen Treaty Countries”<sup>47</sup>. The regulations define the order in which the Republic of Latvia receives and gives help to the member countries of the European Union and the Schengen member states in a forced expulsion via air space, the amount of this help and the order in which joint flights should be organized among the member states. The regulations of the Cabinet of Ministers are passed to transpose the directive 2003/110/EK<sup>48</sup> of the Council on 25 November, 2003 on assistance in cases of transit for the purposes of removal by air.

#### **4.2.2. Procedural changes in 2006**

On 4 July, 2006 the State Border Guard and the State Labour Inspectorate signed an interagency agreement about a joint cooperation in the area of information exchange. The aim of the agreement is to improve the cooperation in the area of illegal employment and control.

#### **4.2.3. European/international factors explaining certain changes/continuity regarding illegal entry in 2006**

In 2006 relevant European/international factors have not been noticed that had influenced definite changes/continuity in the field of illegal migration. In 2006 the trends from the previous years (2004 and 2005) continued, i.e. the number of the citizens of third country nationals apprehended inside the country and removed from the country decreased, because before Latvia joined the European Union the greatest transgressors of immigration, stay and visa requirements were the citizens of Lithuania and Estonia.

---

<sup>47</sup> The regulations of the Cabinet of Ministers on 24 April, 2006 No.337 “Regulations regarding Procedures by which the Republic of Latvia Receives and Renders Assistance to Member States of the European Union and the Schengen Treaty Countries and Cases of Forced Return by Air, Amount of Assistance Thereof and Procedures for Organization of Joint Flights among Member States of the European Union and the Schengen Treaty Countries”, Latvia Herald No.71, 09.05.2006.

<sup>48</sup> Council Directive No. 2003/110/EC of 25 November 2003 on assistance in cases of transit for the purposes of removal by air, Official Journal L 321, 06.12.2003, p.26.-31.

**ANNEX**

**Migration flows 2000 – 2006**

	1999	2000	2001	2002	2003	2004	2005	2006	2007
Legally resident population (1 <sup>st</sup> January)	2 399	2 381	2 364	2 345	2 331	2 319	2 306	2 294	2 281
	248	715	254	768	480	203	434	590	305
Recorded immigration	1 813	1 627	1 443	1 428	1 364	1 665	1 886	2 801	3 541
Recorded emigration	5 898	7 131	6 602	3 262	2 210	2 744	2 450	5 252	4 183

**Latvia population by main groups of citizenship, 2001-2003**

01-01-2001	
Total Population	2 364 254
Nationals	1 782 565
EU-15 nationals	1 038
3 <sup>rd</sup> country nationals	580 519
of which EU-10 nationals	707
Most important third country nationals:	
Latvian non-citizens	552 244
Russia	21 149
Ukraine	1 814
Belarus	957
USA	379
Armenia	187
Israel	129
Sri-Lanka	128
Lebanon	107
Azerbaijan	105
Others	132

01-01-2002	
Total Population	2 345 768
Nationals	1 788 967
EU-15 nationals	1 070
3 <sup>rd</sup> country nationals	555 570
of which EU-10 nationals	723
Most important third country nationals:	
Latvian non-citizens	525 454
Russia	22 333
Ukraine	2 046
Belarus	1 131
USA	379
Armenia	221
Israel	142
Azerbaijan	121
Sri-Lanka	115
Republic of Moldova	113
Others	161

01-01-2003	
Total Population	2 331 480
Nationals	1 796 946
EU-15 nationals	860
3 <sup>rd</sup> country nationals	533 491
of which EU-10 nationals	611
Most important third country nationals:	
Latvian non-citizens	504 572
Russia	21 626
Ukraine	1 907
Belarus	1 162
USA	319
Armenia	200
Israel	140
Azerbaijan	125
Republic of Moldova	109
Kazakhstan	85
Others	183

**Population by main groups of citizenship, 2004-2006**

<b>01-01-2004</b>		<b>01-01-2005</b>		<b>01-01-2006</b>		
Total Population	2 319 203	Total Population	2 306 434	Total Population	2 294 590	
Nationals	1 804 237	Nationals	1 819 222	Nationals	1 837 832	
EU-15 nationals	1 284	Other EU(24) nationals	4 797	Other EU(24) nationals	5 490	
3 <sup>rd</sup> country nationals	513 434	of which EU-10 nationals	1 050	of which EU-10 nationals	1 233	
of which EU-10 nationals	883	3 <sup>rd</sup> country nationals	482 124	3 <sup>rd</sup> country nationals	450 996	
Most important third country nationals:		Most important third country nationals:		Most important third country nationals:		
	Latvian non-citizens	481 635	Latvian non-citizens	452 302	Latvian non-citizens	418 686
	Russia	22 464	Russia	23 251	Russia	25 353
	Ukraine	2 338	Ukraine	2 429	Ukraine	2 621
	Belarus	1 459	Belarus	1 598	Belarus	1 674
	USA	476	USA	487	USA	483
	Armenia	235	Israel	263	Israel	282
	Israel	205	Armenia	238	Armenia	256
	Azerbaijan	150	Azerbaijan	149	Azerbaijan	147
	Republic of Moldova	126	Republic of Moldova	126	Republic of Moldova	144
	India	122	India	115	Kazakhstan	130
Others	248	Others	291	Others	272	

**First time issued temporary residence permits, 2006**

		<b>2006</b>
<b>Total</b>		<b>2928</b>
Family formation/reunification		<b>739</b>
	spouse	455
	children < 18 years	30
	other family members	254
Study		<b>405</b>
	pupils	...
	students	405
Employment		<b>1421</b>
	self-employed persons	287
	employed persons	1134
Other categories		<b>363</b>

**Total number of first asylum applications during the period 2000-2006**

	2000	2001	2002	2003	2004	2005	2006
<b>Total number</b>	5	14	30	5	7	20	8

**First asylum applications by main countries of citizenship, 2004 – 2006**

2004		2005		2006	
<b>Total</b>	<b>7</b>	<b>Total</b>	<b>20</b>	<b>Total</b>	<b>8</b>
Egypt	3	Somalia	7	Russia	4
Belarus	1	Iraq	6	Afghanistan	1
Romania	1	Russia	3	Belarus	1
Azerbaijan	1	Belarus	2	Georgia	1
Georgia	1	Moldova	1	Kyrgyzstan	1
		Japan	1		

**New asylum applications by age group and sex, 2004 – 2006**

2004				2005				2006			
	male	female	total		male	female	total		male	female	total
<b>Total</b>	<b>7</b>	<b>0</b>	<b>7</b>	<b>Total</b>	<b>15</b>	<b>5</b>	<b>20</b>	<b>Total</b>	<b>7</b>	<b>1</b>	<b>8</b>
0-17	0	0	0	0-17	4	3	7	0-17	2	0	2
18-35	6	0	6	18-35	2	1	3	18-35	5	1	6
36-59	0	0	0	36-59	9	1	10	36-59	0	0	0
60+	1	0	1	60+	0	0	0	60+	0	0	0

**Total number of decisions, 2004 – 2006**

2004				2005				2006			
	Total	First instance	First appeal		Total	First instance	First appeal		Total	First instance	First appeal
<b>Total</b>	<b>12</b>	<b>11</b>	<b>1</b>	<b>Total</b>	<b>22</b>	<b>19</b>	<b>3</b>	<b>Total</b>	<b>23</b>	<b>8</b>	<b>15</b>
Positive decisions	0	0	0	Positive decisions	0	0	0	Positive decisions	10	3	7
Negative decisions	7	6	1	Negative decisions	15	12	3	Negative decisions	10	2	8
Other non-status decisions	5	5	0	Other non-status decisions	7	7	0	Other non-status decisions	3	3	0

**Total number of refused aliens during the period 2000 – 2006**

	2000	2001	2002	2003	2004	2005	2006
<b>Number of refused aliens</b>	938	707	1 084	2 856	2 024	783	1 017

**Refused aliens by main country of citizenship during the period 2000 – 2006**

<b>2004</b>		<b>2005</b>		<b>2006</b>	
<b>Total</b>	<b>2 024</b>	<b>Total</b>	<b>783</b>	<b>Total</b>	<b>1 017</b>
Lithuania	796	Russia	379	Russia	450
Estonia	476	Belarus	101	Belarus	138
Russia	345	Ukraine	85	Ukraine	118
Belarus	73	India	38	Kazakhstan	48
Poland	69	Kazakhstan	27	India	41
Ukraine	41	Kyrgyzstan	19	Kyrgyzstan	31
India	31	Romania	17	Moldova	28
Turkey	20	Moldova	14	Romania	22
Kazakhstan	15	Bulgaria	12	Armenia	19
Czech Republic	13	Turkey	12	ASV	18
Others	145	Others	79	Others	104

**Apprehended aliens illegally present by main countries of citizenship during the period 2000 – 2006**

	2000	2001	2002	2003	2004	2005	2006
<b>Total</b>	293	283	377	609	399	307	247

**Apprehended aliens illegally present by main countries of citizenship during the period 2000 – 2006**

2004		2005		2006	
<b>Total</b>	<b>399</b>	<b>Total</b>	<b>307</b>	<b>Total</b>	<b>247</b>
Russia	120	Russia	93	Russia	84
Lithuania	69	Ukraine	50	Moldova	40
Ukraine	64	Stateless	30	Ukraine	36
Stateless	46	Moldova	27	Stateless	27
Belarus	29	Lithuania	21	Belarus	14
Armenia	11	Estonia	11	Azerbaijan	7
Moldova	10	Belarus	9	Israel	7
Estonia	10	Armenia	8	Georgia	6
Georgia	9	Azerbaijan	8	Armenia	4
Azerbaijan	4	Somalia	7	Afghanistan	3
Others	27	Others	43	Others	19

**Annual totals removed aliens during the period 2000 – 2006**

	2000	2001	2002	2003	2004	2005	2006
<b>Numbers of removed aliens</b>	238	233	254	366	244	190	139

**Total removed aliens by main countries of citizenship 2000 – 2006**

2004		2005		2006	
<b>Total</b>	<b>244</b>	<b>Total</b>	<b>190</b>	<b>Total</b>	<b>139</b>
Russia	81	Russia	59	Moldova	42
Ukraine	44	Ukraine	37	Russia	39
Lithuania	56	Moldova	20	Ukraine	20
Belarus	19	Belarus	9	Belarus	6
Moldova	7	Iraq	6	Azerbaijan	5
Georgia	7	Armenia	6	Georgia	3
Armenia	6	Azerbaijan	5	Armenia	3
Estonia	6	Georgia	5	Kazakhstan	3
Azerbaijan	3	Uzbekistan	4	USA	2
Uzbekistan	2	Israel	4	Pakistan	1
Others	13	Others	35	Others	15

